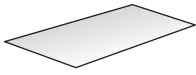


# SHEET PRODUCTS

Hot Rolled Sheet	
ASTM A1011 CS Type B .....	22
Cold Rolled Sheet	
ASTM A1008 CS Type B .....	23
ASTM A1008 DS Type B	
Coated Sheet	
Galvanized .....	24
Galvannealed .....	24





## Hot Rolled Sheet

**Including Pickled & Oiled**

Low Carbon Commercial Steel

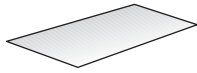
1008/1010, SAE J403

ASTM A1011 CS Type B (A569 CQ)

Ga.	Size in Inches		Decimal in Inches	Est. Wt. Per Sq. Ft. in Lbs.	Est. Wt. Per Sheet in Lbs.
7	36	x 96	.1793	7.500	180.0
	36	x 120	.1793	7.500	225.0
	36	x 144	.1793	7.500	270.0
	48	x 96	.1793	7.500	240.0
	48	x 120	.1793	7.500	300.0
	48	x 144	.1793	7.500	360.0
	60	x 96	.1793	7.500	300.0
	60	x 120	.1793	7.500	375.0
	60	x 144	.1793	7.500	450.0
	72	x 96	.1793	7.500	360.0
	72	x 120	.1793	7.500	450.0
	72	x 144	.1793	7.500	540.0
	84	x 120	.1793	7.500	525.0
	96	x 120	.1793	7.500	600.0
8	36	x 120	.1644	6.875	206.3
	48	x 96	.1644	6.875	220.0
	48	x 120	.1644	6.875	275.0
	48	x 144	.1644	6.875	305.5
	60	x 120	.1644	6.875	343.8
	72	x 120	.1644	6.875	412.5
10	36	x 96	.1345	5.625	135.0
	36	x 120	.1345	5.625	168.8
	48	x 96	.1345	5.625	180.0
	48	x 120	.1345	5.625	225.0
	48	x 144	.1345	5.625	270.0
	60	x 96	.1345	5.625	225.0
	60	x 120	.1345	5.625	281.3
	60	x 144	.1345	5.625	337.5
	72	x 96	.1345	5.625	270.0
	72	x 120	.1345	5.625	337.5
	72	x 144	.1345	5.625	405.0
	11	36	x 96	.1196	5.000
36		x 120	.1196	5.000	150.0
36		x 144	.1196	5.000	180.0
48		x 96	.1196	5.000	160.0
48		x 120	.1196	5.000	200.0
48		x 144	.1196	5.000	240.0
60		x 96	.1196	5.000	200.0
60		x 120	.1196	5.000	250.0

Continued

Ga.	Size in Inches		Decimal in Inches	Est. Wt. Per Sq. Ft. in Lbs.	Est. Wt. Per Sheet in Lbs.
11	60	x 144	.1196	5.000	300.0
	72	x 120	.1196	5.000	300.0
	72	x 144	.1196	5.000	360.0
12	36	x 96	.1046	4.375	105.0
	36	x 120	.1046	4.375	131.3
	36	x 144	.1046	4.375	127.5
	48	x 96	.1046	4.375	140.0
	48	x 120	.1046	4.375	175.0
	48	x 144	.1046	4.375	210.0
	60	x 96	.1046	4.375	175.0
	60	x 120	.1046	4.375	218.8
	60	x 144	.1046	4.375	262.5
	72	x 120	.1046	4.375	262.5
13	36	x 96	.0897	3.750	90.0
	36	x 120	.0897	3.750	112.5
	48	x 96	.0897	3.750	120.0
	48	x 120	.0897	3.750	150.0
	48	x 144	.0897	3.750	180.0
14	36	x 96	.0747	3.125	75.0
	36	x 120	.0747	3.125	93.8
	36	x 144	.0747	3.125	112.5
	48	x 96	.0747	3.125	100.0
	48	x 120	.0747	3.125	125.0
	48	x 144	.0747	3.125	150.0
	60	x 96	.0747	3.125	125.0
	60	x 120	.0747	3.125	156.3
	60	x 144	.0747	3.125	187.5
	72	x 96	.0747	3.125	150.0
16	36	x 96	.0598	2.500	60.0
	36	x 120	.0598	2.500	75.0
	36	x 144	.0598	2.500	90.0
	48	x 96	.0598	2.500	80.0
	48	x 120	.0598	2.500	100.0
	48	x 144	.0598	2.500	120.0
	60	x 96	.0598	2.500	100.0
	60	x 120	.0598	2.500	125.0
	60	x 144	.0598	2.500	150.0



## Cold Rolled Sheet

### Oiled

ASTM A1008 CS Type B

(A366 CQ)

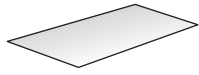
ASTM A1008 DS Type B

(A620 DQ) (Available)

Ga.	Size in Inches	Decimal in Inches	Est. Wt. Per Sq. Ft. in Lbs.	Est. Wt. Per Sheet in Lbs.
10	36 x 96	.1345	5.65	135.0
11	36 x 96	.1196	5.000	120.0
	36 x 120	.1196	5.000	150.0
	36 x 144	.1196	5.000	180.0
	48 x 96	.1196	5.000	160.0
	48 x 120	.1196	5.000	200.0
	48 x 144	.1196	5.000	240.0
	60 x 96	.1196	5.000	200.0
	60 x 120	.1196	5.000	250.0
12	36 x 96	.1046	4.375	105.0
	36 x 120	.1046	4.375	131.3
	48 x 96	.1046	4.375	140.0
	48 x 120	.1046	4.375	175.0
	48 x 144	.1046	4.375	210.0
	60 x 120	.1046	4.375	218.8
	60 x 144	.1046	4.375	262.5
	72 x 144	.1046	4.375	315.0
13	36 x 96	.0897	3.750	90.0
	36 x 120	.0897	3.750	112.5
	48 x 96	.0897	3.750	120.0
	48 x 120	.0897	3.750	150.0
	48 x 144	.0897	3.750	180.0
	60 x 120	.0897	3.750	187.5
14	36 x 96	.0747	3.125	75.0
	36 x 120	.0747	3.125	93.8
	36 x 144	.0747	3.125	112.5
	48 x 96	.0747	3.125	100.0
	48 x 120	.0747	3.125	125.0
	48 x 144	.0747	3.125	150.0
	60 x 96	.0747	3.125	125.0
	60 x 120	.0747	3.125	156.3
	60 x 144	.0747	3.125	187.5
	72 x 120	.0747	3.125	187.5
	72 x 144	.0747	3.125	225.0
16	36 x 96	.0598	2.500	60.0
	36 x 120	.0598	2.500	75.0
	36 x 144	.0598	2.500	90.0
	48 x 96	.0598	2.500	80.0
	48 x 120	.0598	2.500	100.0

Continued

Ga.	Size in Inches	Decimal in Inches	Est. Wt. Per Sq. Ft. in Lbs.	Est. Wt. Per Sheet in Lbs.
16	48 x 144	.0598	2.500	120.0
	60 x 96	.0598	2.500	100.0
	60 x 120	.0598	2.500	125.0
	60 x 144	.0598	2.500	150.0
	72 x 120	.0598	2.500	150.0
	72 x 144	.0598	2.500	180.0
18	36 x 96	.0478	2.000	48.0
	36 x 120	.0478	2.000	60.0
	36 x 144	.0478	2.000	72.0
	48 x 96	.0478	2.000	64.0
	48 x 120	.0478	2.000	80.0
	48 x 144	.0478	2.000	96.0
	60 x 96	.0478	2.000	80.0
	60 x 120	.0478	2.000	100.0
	60 x 144	.0478	2.000	120.0
20	36 x 96	.0359	1.500	36.0
	36 x 120	.0359	1.500	45.0
	36 x 144	.0359	1.500	54.0
	42 x 120	.0359	1.500	52.5
	48 x 96	.0359	1.500	48.0
	48 x 120	.0359	1.500	60.0
	48 x 144	.0359	1.500	72.0
	60 x 120	.0359	1.500	75.0
	60 x 144	.0359	1.500	90.0
22	36 x 96	.0299	1.250	30.0
	36 x 120	.0299	1.250	37.5
	48 x 96	.0299	1.250	40.0
	48 x 120	.0299	1.250	50.0
24	36 x 96	.0239	1.000	24.0
	36 x 120	.0239	1.000	30.0
	48 x 96	.0239	1.000	32.0
	48 x 120	.0239	1.000	40.0
26	48 x 120	.0179	.750	30.0



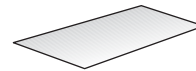
### Galvanized Sheet

ASTM A653 CS Type B G 90  
(A526/A527 CQ)

Ga.	Size in Inches	Decimal in Inches	Est. Wt. Per Sq. Ft. in Lbs.	Est. Wt. Per Sheet in Lbs.
10	36 x 120	.1382	5.781	173.4
	48 x 96	.1382	5.781	185.0
	48 x 120	.1382	5.781	231.2
	48 x 144	.1382	5.781	277.5
	60 x 120	.1382	5.781	289.1
	60 x 144	.1382	5.781	346.9
11	48 x 96	.1233	5.156	165.0
	48 x 120	.1233	5.156	206.2
12	36 x 96	.1084	4.531	108.7
	36 x 120	.1084	4.531	135.9
	48 x 96	.1084	4.531	145.0
	48 x 120	.1084	4.531	181.2
	48 x 144	.1084	4.531	217.5
	60 x 96	.1084	4.531	181.2
	60 x 120	.1084	4.531	226.6
	60 x 144	.1084	4.531	271.9
14	36 x 96	.0785	3.281	78.7
	36 x 120	.0785	3.281	98.4
	36 x 144	.0785	3.281	118.1
	48 x 96	.0785	3.281	105.0
	48 x 120	.0785	3.281	131.2
	48 x 144	.0785	3.281	157.5
	60 x 120	.0785	3.281	164.1
	60 x 144	.0785	3.281	196.9
	72 x 120	.0785	3.281	196.9
16	36 x 96	.0635	2.656	63.7
	36 x 120	.0635	2.656	79.7
	36 x 144	.0635	2.656	95.6
	48 x 96	.0635	2.656	85.0
	48 x 120	.0635	2.656	106.2
	48 x 144	.0635	2.656	127.5
	60 x 96	.0635	2.656	106.2
	60 x 120	.0635	2.656	132.8
	60 x 144	.0635	2.656	159.4
	72 x 120	.0635	2.656	159.4
	72 x 144	.0635	2.656	191.2
18	36 x 96	.0516	2.156	51.7
	36 x 120	.0516	2.156	64.7
	36 x 144	.0516	2.156	77.6
	48 x 96	.0516	2.156	69.0
	48 x 120	.0516	2.156	86.2
	48 x 144	.0516	2.156	103.5
	60 x 96	.0516	2.156	86.2
	60 x 120	.0516	2.156	107.8
	60 x 144	.0516	2.156	129.4
19	36 x 120	.0456	1.906	57.2
	36 x 144	.0456	1.906	68.6
20	36 x 96	.0396	1.656	39.7
	36 x 120	.0396	1.656	49.7
	48 x 96	.0396	1.656	53.0
	48 x 120	.0396	1.656	66.2
	48 x 144	.0396	1.656	79.5
	60 x 96	.0396	1.656	66.2
	60 x 120	.0396	1.656	82.8

Continued

Ga.	Size in Inches	Decimal in Inches	Est. Wt. Per Sq. Ft. in Lbs.	Est. Wt. Per Sheet in Lbs.
20	60 x 144	.0396	1.656	99.4
22	36 x 96	.0336	1.406	33.7
	36 x 120	.0336	1.406	42.2
	48 x 96	.0336	1.406	45.0
	48 x 120	.0336	1.406	45.0
	60 x 120	.0336	1.406	70.3
24	36 x 96	.0276	1.156	27.7
	36 x 120	.0276	1.156	34.7
	48 x 96	.0276	1.156	37.0
	48 x 120	.0276	1.156	46.2
	60 x 120	.0276	1.156	57.8
26	36 x 96	.0217	.906	21.7
	36 x 120	.0217	.906	27.2
	48 x 96	.0217	.906	29.0
	48 x 120	.0217	.906	36.2
	60 x 120	.0217	.906	45.3
28	36 x 96	.0187	.781	18.7
	36 x 120	.0187	.781	23.4



### Galvannealed Sheet

ASTM A653 CS Type B (A526 CQ)

Ga.	Size in Inches	Decimal in Inches	Est. Wt. Per Sq. Ft. in Lbs.	Est. Wt. Per Sheet in Lbs.
10	48 x 120	.1382	5.781	231.2
11	48 x 120	.1233	5.156	206.2
12	36 x 120	.1084	4.531	135.9
	48 x 96	.1084	4.531	145.0
	48 x 120	.1084	4.531	181.2
	48 x 144	.1084	4.531	217.5
	60 x 144	.1084	4.531	271.9
	60 x 192	.1084	4.531	362.4
14	36 x 120	.0785	3.281	98.4
	48 x 96	.0785	3.281	105.0
	48 x 120	.0785	3.281	131.2
	48 x 144	.0785	3.281	157.5
	60 x 120	.0785	3.281	164.1
16	36 x 96	.0635	2.656	63.7
	36 x 120	.0635	2.656	79.7
	36 x 144	.0635	2.656	95.6
	48 x 96	.0635	2.656	85.0
	48 x 120	.0635	2.656	106.2
	48 x 144	.0635	2.656	127.5
	60 x 120	.0635	2.656	132.8
	60 x 144	.0635	2.656	159.3
18	36 x 120	.0516	2.156	64.7
	48 x 96	.0516	2.156	69.0
	48 x 120	.0516	2.156	86.2
	48 x 144	.0516	2.156	103.4
	60 x 96	.0516	2.156	86.2
	60 x 120	.0516	2.156	107.8
20	36 x 120	.0396	1.656	49.7
	48 x 96	.0396	1.656	53.0
	48 x 120	.0396	1.656	66.2
	48 x 144	.0396	1.656	79.5
22	48 x 120	.0336	1.406	56.2
24	48 x 96	.0276	1.156	37.0
	48 x 120	.0276	1.156	46.2